



Wengè W04



Olmo W01




Palissandro X50



Noce W02

STRUCTURE



Tortora

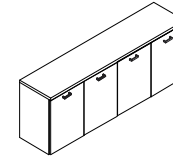


Nero

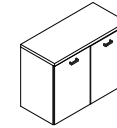
WARDROBE



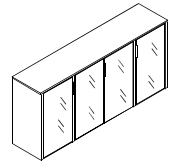
90 42 H202



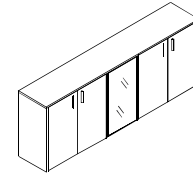
180 42 H81



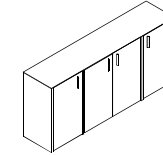
90 42 H81



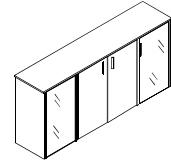
191 45 89



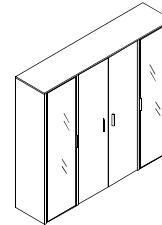
235 45 89



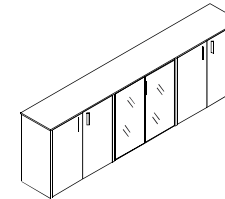
191 45 89



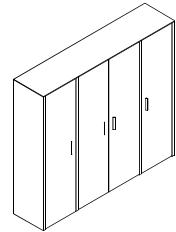
191 45 89



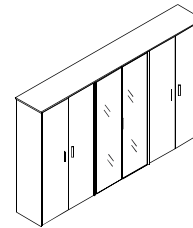
191 45 172



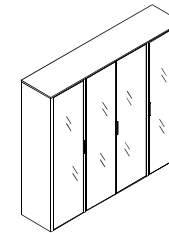
280 45 89



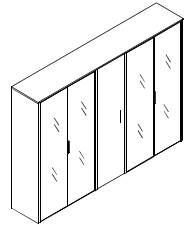
191 45 172



280 45 172



191 45 172

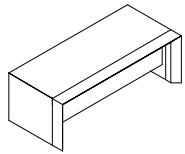


235 45 172

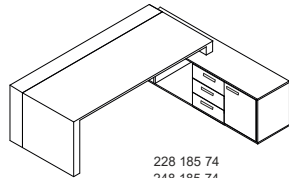


Caratteristiche tecniche

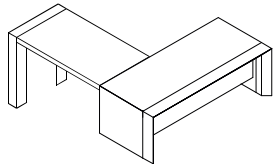
diamante



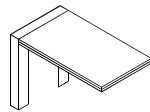
180 93 74
200 93 74
220 93 74



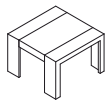
228 185 74
248 185 74



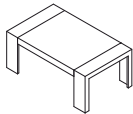
180 203 74
200 203 74
220 203 74



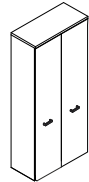
110 60 74
130 60 74



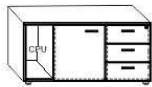
60 60 43



100 60 43



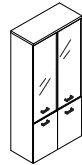
90 42 H202



110 58 53



42 45 55



90 42 H202



diamante

16

1





TECHNICAL FEATURES

All materials and components used in our office furniture production are certified and conform to the current regulations.

DESKS/FIX RETURNS

Worktops and structure made of ecologic (E1) particle board panel with anti-scratch laminated resine surfaces open pore in wooden finish. Decorative frame available in 2 versions: acrylic glossy black or glossy white. The frame is in trapezoidal shape in the front side of the top in the entire lenght, as well as supported on both legs in their height. A decoration in silver profile is provided between decorative frame and worktop/legs. Legs are provided with featuring levelling feet. Modesty panels made of same materials in wooden finishing.

CHEST OF DRAWERS/SERVICE TABLES

Structure & fronts (drawers & doors) made of ecologic (E1) particle board panel in 18 mm. thickness covered by melamine resine decorative surface available in various wooden finishing or colours with anti-scratch finishing-open pore. All drawers slide on metal tracks and are equipped with centralized locking system by cylindrical lock supplied, with 2 keys and are provided by soft closing system. All chest of drawers and side returns are furnished with pirouetting castors.

CABINET/STORAGE UNITS (H89 and 172)cm

Structure and shelves consisting of ecologic (E1) particle board panel in 25 mm. thickness covered by laminated surfaces open-pore finishing. Doors made of same materials and finishing in 18mm thickness. On demand, top made of Float tempered glass, back-painted. Glass doors made of Float tempered glass back-painted, framed in corniches.

CABINET & STORAGE UNITS (H81 and 202)cm

Structure & fronts consisting of ecologic (E1) particle board panel in 18 mm. thickness covered by melamine resine decorative surface available in various wooden finishing or colours with anti-scratch finishing -open pore. Shelves are made by same material, but in 25 mm. thickness. Glass doors made of Float Tempered glass in smoky grey colour in 5 mm. thickness. All Cabinets are equipped with levelling feet.

The company reserves the right to make, without prior notice, any formal and/or technical-functional modification to the products for any manufacturing updating purpose.

14

15