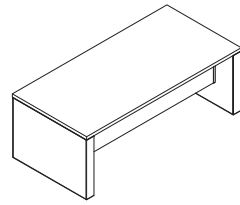
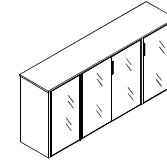


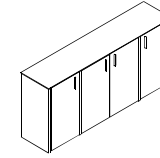
180 90 76



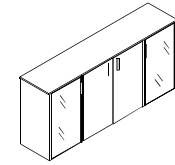
208 100 76
238 100 76



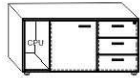
191 45 89



191 45 89



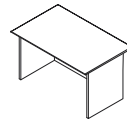
191 45 89



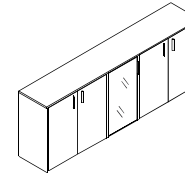
110 58 53



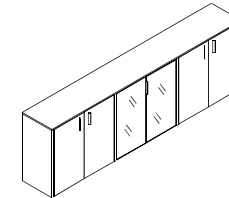
42 45 55



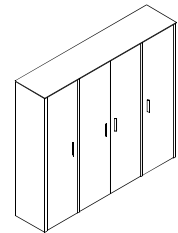
80 50 76
100 60 76



235 45 89



280 45 89



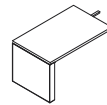
191 45 172



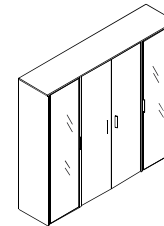
60 60 43



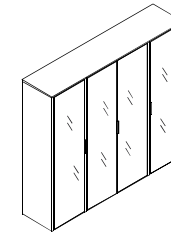
120 60 43



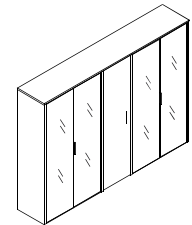
130 80 76



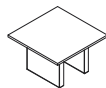
191 45 172



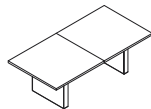
191 45 172



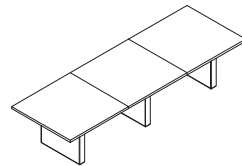
235 45 172



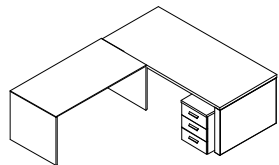
120 120 76



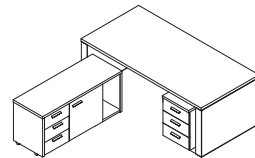
240 120 76



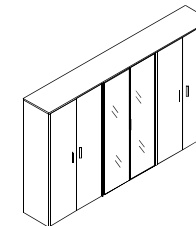
360 120 76



180 180 76
208 200 76



208 228 76



280 45 172

ABSOLUTE

MATERIALI E COLORI



Wengè W04



Olmo W01




Palissandro X50



Noce W02

STRUCTURE



Tortora



Nero

TECHNICAL FEATURES

All materials and components used in our office furniture are certified and conform to the current regulations.

DESKS, SIDE RETURN, MEETING TABLE

Worktops made of ecologic (E1) particle board panel in 38mm thickness covered by decorative melamine resine surfaces anti-scratch in wood finishing.

Worktops outlined with ABS edging in finishing.

On demand Pad in black ecological leather.

Legs made in empty box of ecologic (E1) particle board panel in Black or dove gray finish with decorative details in chrome finishing.

Modesty panels made of same above materials with metal decorations in chrome finishing.

CHEST OF DRAWERS, SERVICE TABLE

Structure and top made of ecologic (E1) particle board panel covered by decorative melamine resine surfaces anti-scratch in wood finishing, 18mm thickness.

Top and structure are outlined with ABS edging in finishing

Available typist version with work-top made of Float tempered glass, black back-painted

All drawers are in melamine grey (thickness 12 mm.)

sliding on metal gliders, with soft-closing system and centralized locking system.

All chest of drawers and side returns are furnished with pirouetting castors.

CABINET & STORAGE UNITS

Structure consisting of ecologic (E1) particle board panel in 25 mm. thickness covered by decorative laminated resine surfaces with open-pore finishing. Doors in 18mm thickness covered by laminated resine surfaces

On demand, top are made of Float tempered glass, back-painted

Glass doors made of Float tempered glass back-painted, framed in corniches.

The company reserves the right to make, without prior notice, any formal and/or technical-functional modification to the products for any manufacturing updating purpose.