



Wengè W04



Olmo W01



Palissandro X50



Noce W02

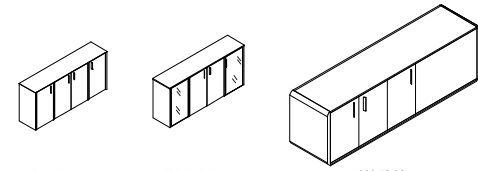
STRUCTURE



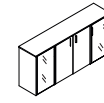
Tortora



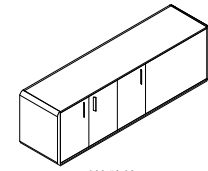
Nero



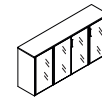
191 45 89



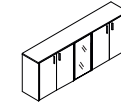
191 45 89



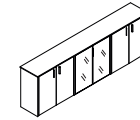
203 50 63



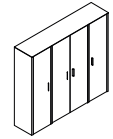
191 45 89



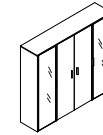
235 45 89



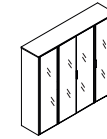
280 45 89



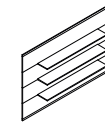
191 45 172



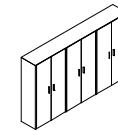
191 45 172



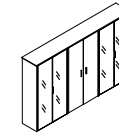
191 45 172



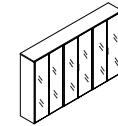
300 16 198



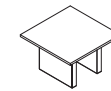
280 45 172



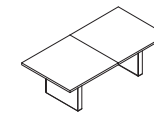
280 45 172



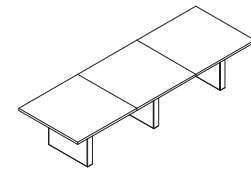
280 45 172



120 120 76



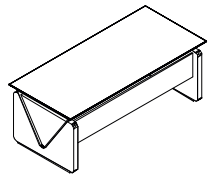
240 120 76



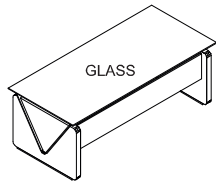
360 120 76



M-1



200 90 74



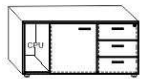
200 90 73



60 60 43



120 60 43



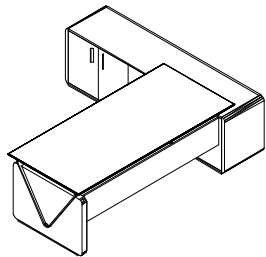
110 58 53



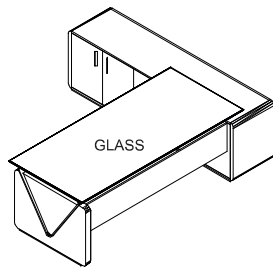
42 45 55



42 45 55



238 203 74



238 203 74



M-1



TECHNICAL FEATURES

All materials and components used in our office furniture are certified and conform to the current regulations.

DESKS

Worktops made of ecologic (E1) particle board panel in 22mm thickness covered by decorative LPL resine surface anti-scratch in wood finishing. Available version with backpainted tempered glass in 10 mm. thickness. Worktops outlined with ABS edgings in finishing. Shaped legs made of ecologic (E1) particle board panel in 50 mm. thickness, in wood finishing or glossy black, with metal supports in polished matt chrome, silver or black finishing. A metal frame with connectors joins the legs, supporting the top. The legs can also be upholstered in brown genuine leather, with stitching in sight. Featuring levelling feet. Modesty panels made of ecologic (E1) particle board panel in wood finishing or glossy black, combine the legs.

CHEST OF DRAWERS, SIDE RETURNS & TYPISTS

Structure and top made of ecologic (E1) particle board panel covered by decorative LPL resine surfaces anti-scratch in wood finishing, 18mm thickness. Top and structure are outlined with ABS edging in finishing. Available typist version with work-top made of Float tempered glass, back-painted.

All drawers are in 12mm thickness. Sliding on metal gliders, with soft-closing system and centralized locking.

All chest of drawers and side returns are furnished with pirouetting castors.

CABINET & STORAGE UNITS

Structure consisting of ecologic (E1) particle board panel in 25 mm. thickness covered by decorative LPL resine surfaces with open-pore finishing. Doors in 18mm thickness covered by LPL resine surfaces. On demand, top are made of Float tempered glass, back-painted.

Glass doors made of Float tempered glass back-painted, framed in corniches.

The company reserves the right to make, without prior notice, any formal and/or technical-functional modification to the products for any manufacturing updating purpose.