



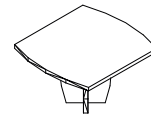
Wengè W04



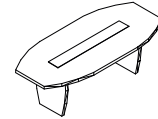
Palissandro X50



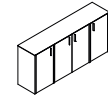
Noce W02



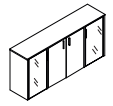
130 120 74



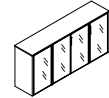
240 110 74



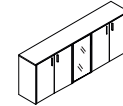
191 45 89



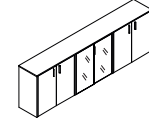
191 45 89



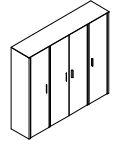
191 45 89



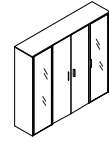
235 45 89



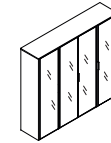
280 45 89



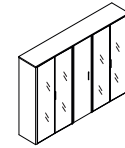
191 45 172



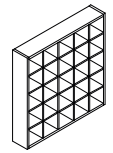
191 45 172



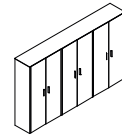
191 45 172



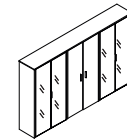
235 45 172



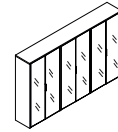
220 218 40



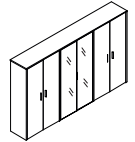
280 45 172



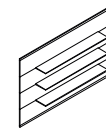
280 45 172



280 45 172



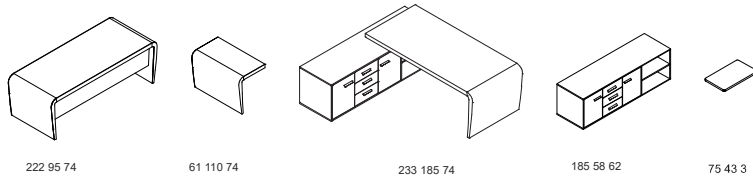
280 45 172



300 16 198



dali



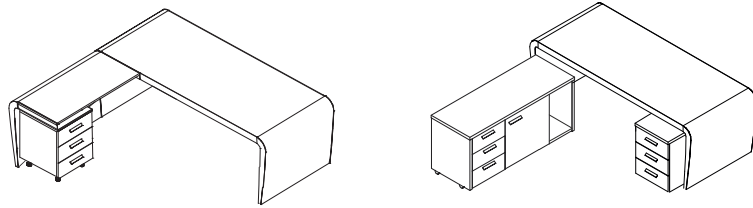
222 95 74

61 110 74

233 185 74

185 58 62

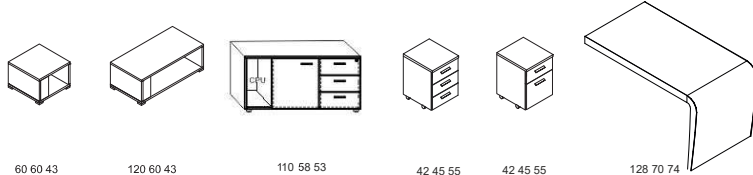
75 43 3



222 205 74

222 205 74

42 45 55



60 60 43

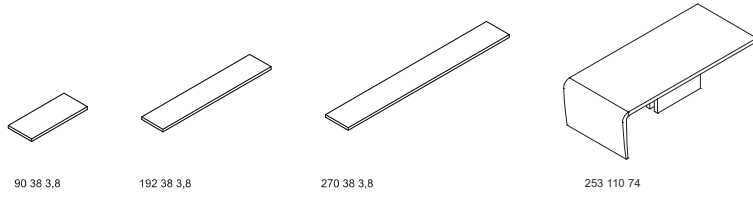
120 60 43

110 58 53

42 45 55

42 45 55

128 70 74



90 38 3,8

192 38 3,8

270 38 3,8

253 110 74



dali

12

1





10

MODULA



TECHNICAL FEATURES

All materials and components used in our office furniture production are certified and conform to the current regulations.

DESKS

Worktops made of honeycomb (tamburate) made of ecologic (E1) particle board panel in 60 mm. thickness covered by laminate in wood finishing; moulded legs (tamburate) made of ecologic (E1) particle board panel in 60 mm thickness covered by laminate in wood finishing (version available in veneer). Worktops and sides outlined with ABS edgings in finishing. Pad in black eco-leather on request. Modesty panels in 25 mm. thickness made of ecologic (E1) particle board panel realized in wood finishing or black/white lacquered. Featuring levelling feet in every moulded legs.

CHEST OF DRAWERS, SERVICE TABLE

Structure and top made of ecologic (E1) particle board panel covered by decorative melamine resine surfaces anti-scratch in wood finishing, 18mm thickness.

Top and structure are outlined with ABS edging in finishing. All drawers are in melamine grey (thickness 12 mm.) sliding on metal gliders, with soft-closing system and centralized locking system.

All chest of drawers and side returns are furnished with pirouetting castors.

CABINET & STORAGE UNITS

Structure consisting of ecologic (E1) particle board panel in 18 mm. thickness covered by decorative laminated resine surfaces with open-pore finishing. Shelves in 25mm thickness in same finishing. Doors in 18mm thickness covered by laminated resine surfaces. On demand, top are made of Float tempered glass, back-painted.

Glass doors made of Float tempered glass back-painted, framed in corniches.

The company reserves the right to make, without prior notice, any formal and/or technical-functional modification to the products for any manufacturing updating purpose.

11

