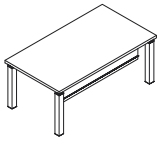
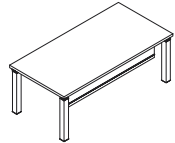


ONE

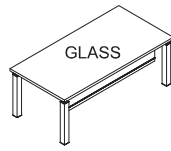
CARATTERISTICHE TECNICHE



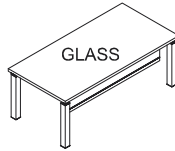
180 90 H77



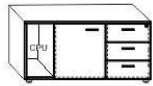
200 100 H77



180 90 H74



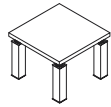
200 100 H74



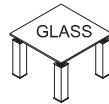
110 58 53



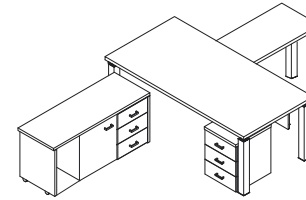
42 45 55



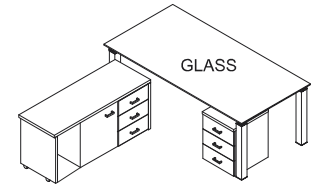
60 60 H43



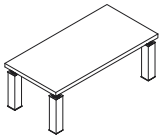
60 60 H41



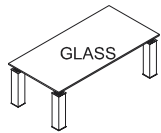
200 340 H77



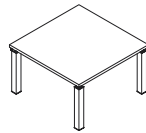
200 210 H77



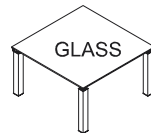
120 60 H43



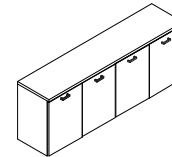
120 60 H41



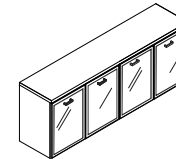
120 120 H77



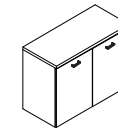
120 120 H74



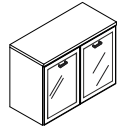
180 42 H81



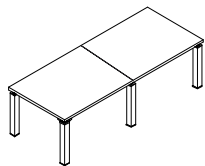
180 42 H81



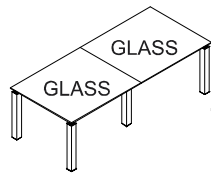
90 42 H81



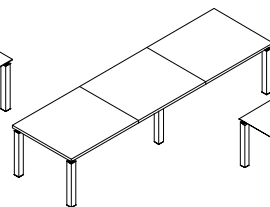
90 42 H81



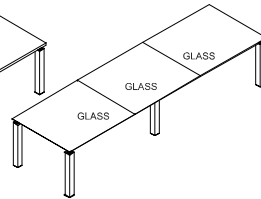
240 105 H77



240 105 H74



360 105 H77



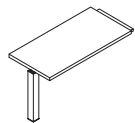
360 105 H74



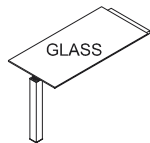
90 42 H202



90 42 H202



130 70 H77



130 70 H74

ONE MATERIALI E COLORI



Wengè W04



Olmo W01




Palissandro X50



Noce W02

STRUCTURE




Tortora



Nero

GLASS



Glass - White



Glass - Red



Glass - Black

DESKS/FIX RETURNS/TABLES

Worktops made of ecologic (E1) particle board panel in 36 mm. thickness covered by wooden-decorative paper covered by laminated resine decorative surfaces in wooden finishing. Worktops outlined with ABS edging in same finishing. Available version with tempered glass worktops in 10 mm thickness back-painted.

Legs with internal metal structure covered by wooden-fibre panel faced with wooden decorative paper in same finishing or silver metal finishing.

Modesty panels in 18 mm. Thickness covered by laminated resine surfaces.

CHEST OF DRAWERS, SERVICE TABLE

Structure and top made of ecologic (E1) particle board panel covered by decorative melamine resine surfaces anti-scratch in wood finishing, 18mm thickness.

Top and structure are outlined with ABS edging in finishing. Available typist version with work-top made of Float tempered glass, black back-painted.

All drawers are in melamine grey (thickness 12 mm.) sliding on metal gliders, with self-closing system and centralized locking system.

All chest of drawers and side returns are furnished with pirouetting castors.

CABINET & STORAGE UNITS

Structure consisting of ecologic (E1) particle board panel in 18 mm. thickness covered by decorative laminated resine surfaces with open-pore finishing. Shelves in 25mm thickness in same finishing, Doors in 18mm thickness covered by laminated resine surfaces. On demand, top are made of Float tempered glass, back-painted.

Glass doors made of Float tempered glass back-painted, framed in corniches.

The company reserves the right to make, without prior notice, any formal and/or technical-functional modification to the products for any manufacturing updating purpose.